



Flow Pressure Controllers 150–5500 SCFM



SULLAIR

To stay competitive in today's economy, a manufacturer must control costs. One of the most significant costs in making a product is compressed air. A total system approach to the production, distribution and use of compressed air offers one of the largest cost savings opportunities.

According to the U.S. Department of Energy, more than half of industrial plant air systems are candidates for large energy savings opportunities with relatively low project costs.

A background image of an air traffic control room. A controller is seen from the side, wearing a headset and looking at a large screen. The screen displays a complex network of green lines and data points, resembling an air traffic control display. The room is dimly lit, with the primary light source being the screen and some ambient lights.

**Air traffic control for
compressed air systems.**

problem:

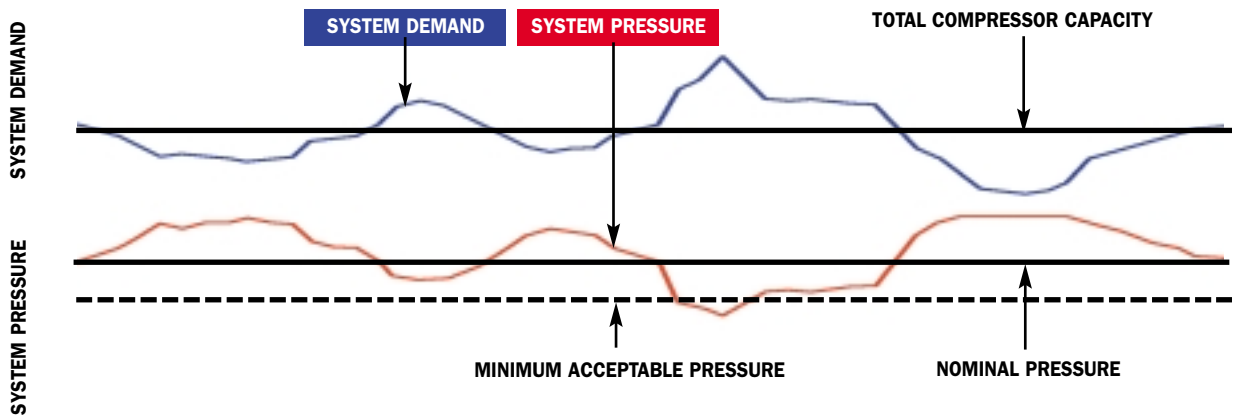
Fluctuating compressed air pressure results in poor system performance.

Significant compressed air system pressure changes lead to:

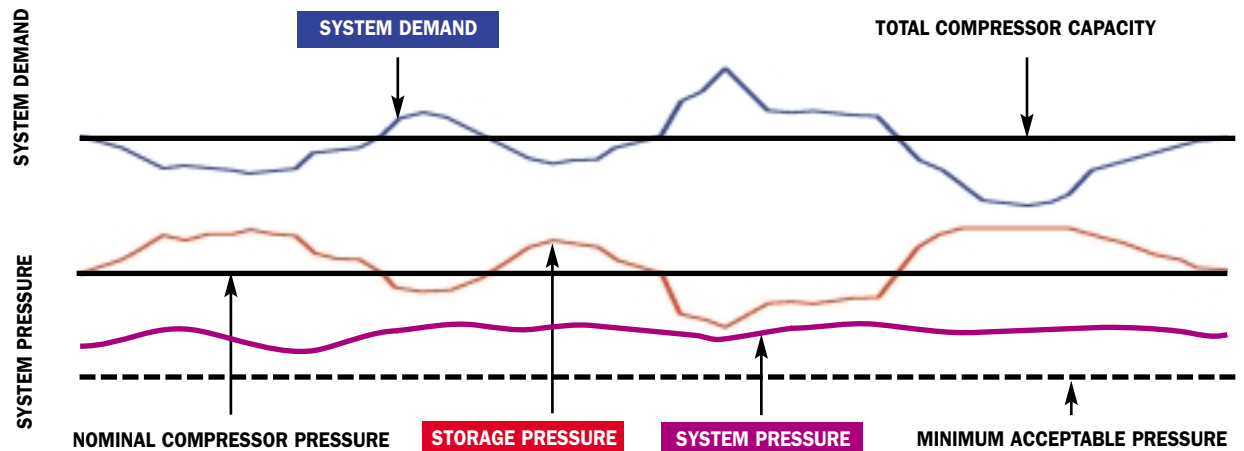
- wear and fatigue on compressor and air-using equipment,
- decreased productivity,
- poor product quality,
- high operational costs,
- compressed air-related complaints,
- and wasted energy.

Most plant air systems have sufficient compressed air capacity. The problem is distributing this capacity where and when it is needed in the system. Peak demands will exceed capacity. The deficiency is made up by drawing air from the distribution system. To compensate for these demands, the system pressure is increased, leading to significant energy waste.

Compressed air system **without Sullair's FlowLogic** flow pressure controller



Compressed air system **with Sullair's FlowLogic** flow pressure controller



how they work

FlowLogic™ Controllers address fluctuating air pressure at your work stations – where it counts.

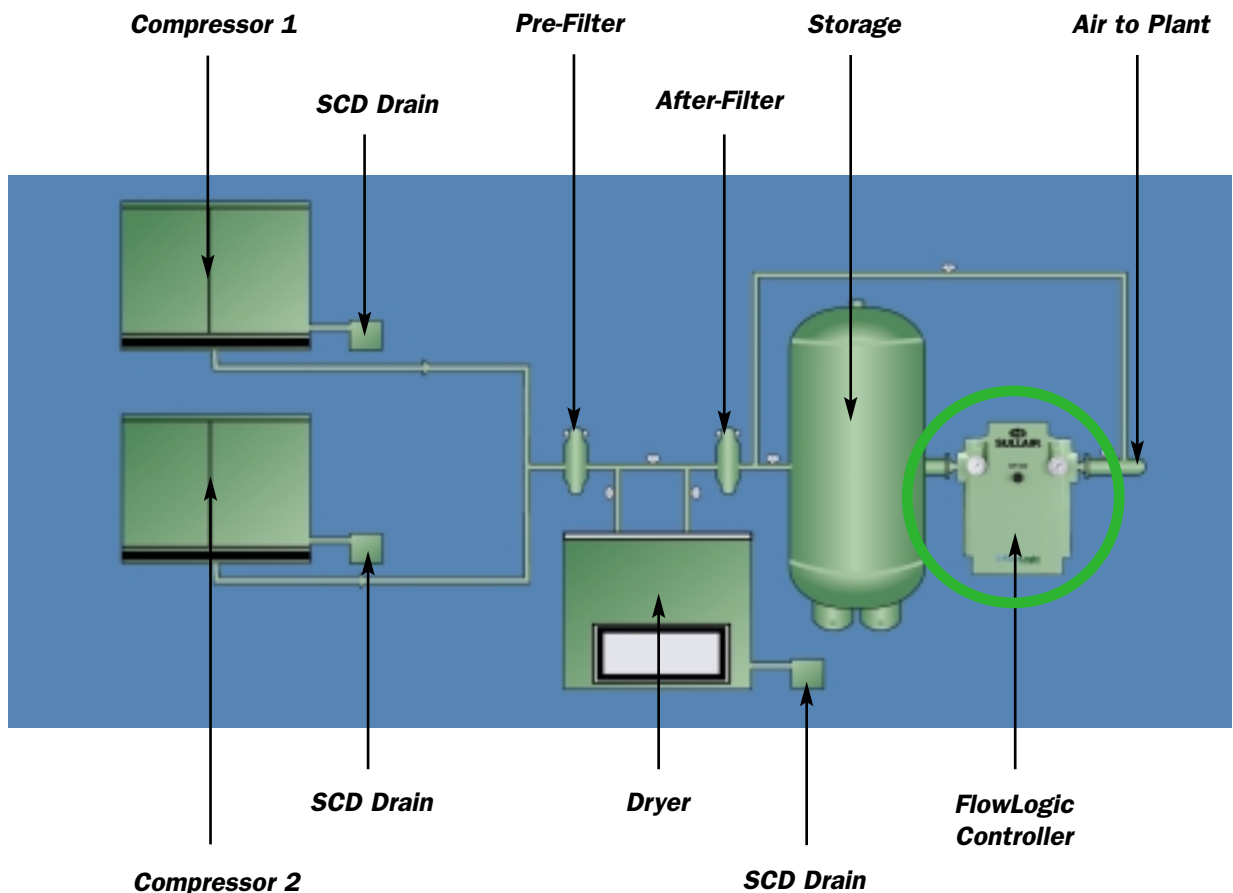
The Sullair FlowLogic Controller monitors the air pressure as it's delivered. The Controller provides a stable air supply at the lowest optimal pressure. Pressure fluctuations are eliminated.

Compressor performance is optimized because it no longer has to react to the dynamic loading imposed by production.

The Sullair FlowLogic Controller takes advantage of the peaks and valleys in the demand cycle and by storing compressed air whenever excess capacity is available. The Controller then releases the stored air to satisfy the demand peaks, allowing compressed air to be drawn from storage rather than directly from the compressors.

An air-using operation that needs only 50 cubic feet of air for 5 seconds, requires 125 HP of on-line compressor to handle it.

By releasing 50 cubic feet of air from storage, and replenishing it over 2 minutes, the HP requirement is reduced from 125 hp to 7.5 HP!



why they're best

FlowLogic™ stabilizes air pressure, lowers energy and operating costs, and improves productivity.

Features of the Controller include:

- Standard sizes from 150 to 5500 SCFM
- Compact for easy installation
- Inlet and outlet pressure gauges
- Tamper-resistant servo-pilot controls outlet pressure
- Five-year warranty on valves
- Two-year warranty on all other components

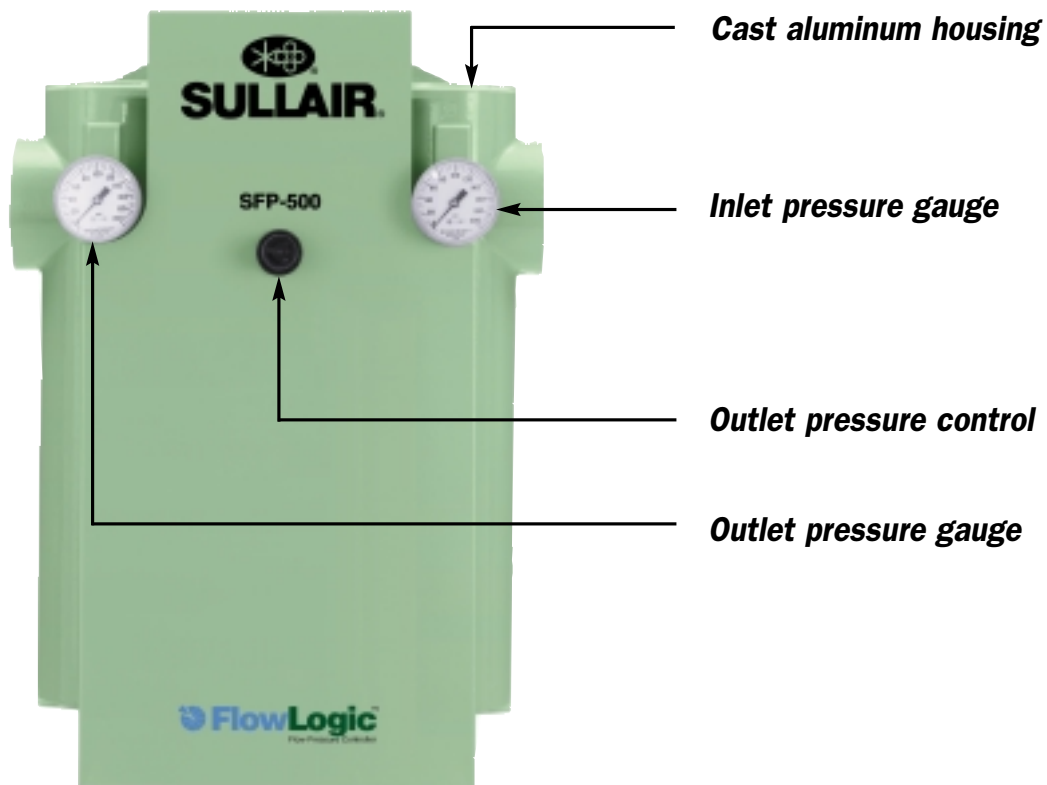
The units are designed with a patented multi-paralleled valve system to provide instant response. A unique fail-safe bypass circuit (optional) minimizes the risk of production interruptions due to power loss or other system malfunctions.

FlowLogic improves production

- Stabilizes air pressure.
- Lowers product defects and scrap
- Improves consistency of finished product quality.
- Minimizes (or eliminates) compressed air related complaints.

FlowLogic saves money

- Reduces the effect of compressed air leaks.
- Reduces number of compressors required.
- Reduces maintenance costs.
- FlowLogic Controllers can pay for themselves—in energy saving alone—in as little as six months.



Sullair FlowLogic™ Controllers deliver required flow and pressure at the lowest possible cost!

The principle causes of air pressure fluctuation are:

- lack of useful storage and
- insufficient on-line horsepower to meet peak demands.

The traditional response was to “overpower” the system by increasing the pressure or adding compressors.

- Maintain minimum pressure – but higher pressure was okay.
- Maintain air supply – but oversupply was okay.


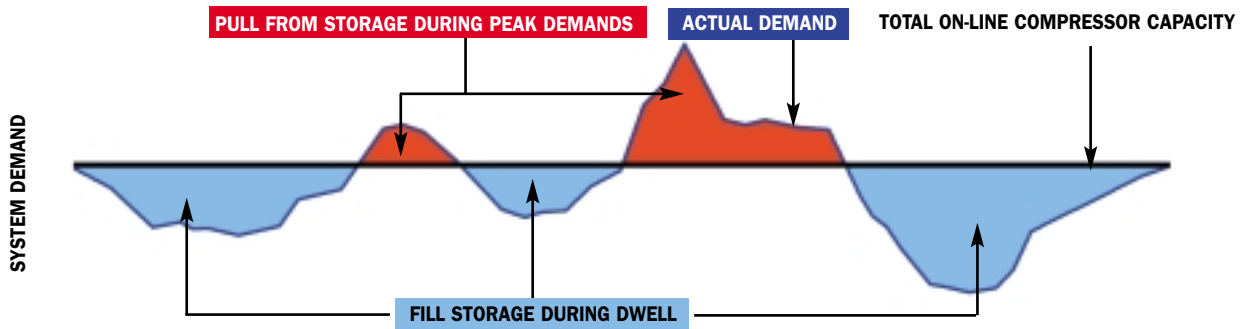
More is not better – more is simply more: more energy used and more inconsistent performance.

The Sullair FlowLogic Controllers provide a product-based solution in the total air system approach by managing the distribution of compressed air to production. This is done by creating upstream storage and controlling its flow into the plant air system.

The result is:

- stable system pressure ($\pm 1\%$ or better),
- reduced energy consumption,
- improved productivity and
- fewer complaints.

Compressed air system **with Sullair’s FlowLogic** flow pressure controller



Sullair FlowLogic™ Specifications

Pneumatic Model	Max. Flow (SCFM)	Connection Size	Dimensions L" x W" x H"	Weight Lbs.
SFP-150	150	1" NPT	11.2 X 8.2 X 15.5	15
SFP-250	250	1" NPT	11.2 X 8.2 X 15.5	15
SFP-500	500	1-1/2" NPT	11.2 X 8.2 X 15.5	18
SFP-750	750	2" NPT	17.2 X 10.8 X 24.8	50
SFP-1000	1000	3" NPT	17.2 X 10.8 X 24.8	75
SFP-1500	1500	3" NPT	17.2 X 10.8 X 24.8	85
SFP-1750	1750	4" FLANGE	35.6 X 13.5 X 28.9	400
SFP-2600	2600	4" FLANGE	35.6 X 13.5 X 28.9	450
SFP-3500	3500	6" FLANGE	46.8 X 15.8 X 37.4	575
SFP-5500	5500	6" FLANGE	46.2 X 17.9 X 37.4	725

Electronic Model	Max. Flow (SCFM)	Connection Size	Dimensions L" x W" x H"	Weight Lbs.
SFE-150	150	1" NPT	11.2 X 8.2 X 15.5	15
SFE-250	250	1" NPT	11.2 X 8.2 X 15.5	15
SFE-500	500	1-1/2" NPT	11.2 X 8.2 X 15.5	18
SFE-750	750	2" NPT	17.2 X 10.8 X 24.8	50
SFE-1000	1000	3" NPT	17.2 X 10.8 X 24.8	75
SFE-1500	1500	3" NPT	17.2 X 10.8 X 24.8	85
SFE-1750	1750	4" FLANGE	35.6 X 13.5 X 28.9	400
SFE-2600	2600	4" FLANGE	35.6 X 13.5 X 28.9	450
SFE-3500	3500	6" FLANGE	46.8 X 15.8 X 37.4	575
SFE-5500	5500	6" FLANGE	46.2 X 17.9 X 37.4	725

Options

- 3-way manual/automatic by-pass
- Pneumatic remote control panel
- Communications capability
- Pressure scheduling
- Low pressure fail-safe



SFE Electric Control Panel



A component of **AirMetrix™** from Sullair.
Compressed air solutions made simple.



Sullair is pleased to be ISO 9001 certified by Lloyd's Register Quality Company



www.sullair.com

SULLAIR CORPORATION, 3700 E. Michigan Blvd., Michigan City, IN 46360 Telephone: 1-800-367-6737 or 219-879-5451

SIP-21020 Specifications subject to change without notice. © Copyright 2005 Sullair Corporation. All rights reserved. E/08/05/5
The color green is a trademark of Sullair Corporation.



Printed on recycled paper.